

## GUIDELINES FOR USING ELLiE SMILEY QUESTIONNAIRES

- 1) The smiley questionnaires are prepared in the national language of the young learners and are administered to the whole class. All the instructions are given in the national language too.

Before administering the questionnaires researchers need to check that all the questions, when translated into the young learners' national language, will mean the same:

- we translate each question into the appropriate national language
- we ask someone else to translate the questions back into English
- we compare the original English formulation and the back-translated one to see if there are differences in meaning
- if we spot a difference, we change the translation accordingly.

- 2) In years 2 & 3 SS choose between three smileys when answering each question. In year 4 the number of smileys is extended to five to make the format of the questionnaire more age-appropriate.
- 3) General procedure: Ss fill in the questionnaire by ticking the selected smiley after the researcher reads out loud each question.
- 4) After distributing the smiley questionnaires, we first ask SS to write their names.

Instruction to SS: ***Please write your name on top of the page.***

Or: We write each student's code on the questionnaire and attach a sticky label with their name to each. Students remove the label before returning the questionnaire.

STUDENT \_\_\_\_\_

- 5) At the beginning we stress that we are interested in what learners liked about their E/F/S classes during THE WHOLE YEAR, so that they do not think only of their last lesson.

Instruction to SS: ***I'd like to know how you feel about English/French/Spanish this year (note: Insert relevant languages throughout questionnaire). Try to think of all your lessons, not only the last one you had.***

- 6) We first practise filling in the smiley questionnaire with one example; the set of smileys are at the top of the page, above the long line.

Instruction to SS: ***Let's first practise choosing the right smiley. We will do one example.***

***Example: How do you like going to school this year?***

In year 1 & 2:

***Tick the smiley that shows how much you like or dislike going to school this year.***

***If you dislike going to school, tick the second smiley. If you neither like nor dislike going to school, tick the middle smiley. If you like going to school a little, tick the third smiley.***

In year 3:

***Tick the smiley that shows how much you like or dislike going to school this year.***

***If you dislike going to school very much, tick the first smiley. If you dislike it a little, tick the second smiley. If you neither like nor dislike going to school, tick the middle smiley. If you like going to school a little, tick the fourth smiley. If you like going to school a lot, tick the last smiley.***

*NOTE: Always wait till all SS have ticked a smiley.*

#### LISTS OF QUESTIONS USED

##### Year 1

1. How do you feel about learning E/F/S this year?
2. Do you like E/F/S more, the same or less this year than last year?
3. Is E/F/S easier, the same or harder for you this year?
4. How do you feel about learning new words in E/F/S this year?
5. What's your favourite activity this year:

1. songs 2. stories 3. games 4. role-plays 5. worksheet tasks 6. (other).....

*NOTE: For each class we include those activities that they have been doing most frequently. Children select an answer and circle the appropriate number.*

##### Year 2

1. How do you feel about learning E/F/S this year?
2. This year, do you like E/F/S less, the same or more than before?
3. This year, do you find E/F/S difficult, neither difficult nor easy, or easy?
4. How do you feel about speaking in E/F/S this year?
5. How do you feel about listening to E/F/S this year?
6. How do you feel about learning new words in E/F/S this year?
7. What are your two favourite activities in your E/F/S lessons this year?

Write the names of your favourite and your second most favourite activity this year.

*NOTE: We insist that learners write ONLY ONE activity ON EACH LINE. Since some SS may have problems with writing the names of the activities, we should walk through the classroom to see if any S needs help.*

8. This year you have been speaking, listening, reading and writing in E/F/S. Which of these do you like best? Circle ONLY ONE.

*Note: We insist that learners circle ONLY ONE of the skills. Since some SS may have problems with reading the words listed, we should walk through the classroom to see if any S needs help.*

##### Year 3

1. How do you feel about learning E/F/S this year?
2. This year, how difficult is E/F/S?
3. How do you feel about speaking in E/F/S this year?
4. How do you feel about singing in E/F/S this year?
5. How do you feel about listening to E/F/S this year?
6. How do you feel about learning new words in E/F/S this year?
7. How do you feel about playing games in E/F/S this year?
8. How do you like doing your E/F/S homework?
9. What are your two favourite activities in your E/F/S lessons this year?

Write the names of your favourite and your second most favourite activity this year.

*NOTE: We insist that learners write ONLY ONE activity ON EACH LINE. Since some SS may have problems with writing the names of the activities, we should walk through the classroom to see if any S needs help.*

10. This year you have been speaking, listening, reading and writing in E/F/S. Which of these do you like best? Circle ONLY ONE.

*NOTE: We insist that learners circle ONLY ONE of the skills. Since some SS may have problems with reading the words listed, we should walk through the classroom to see if any S needs help.*

**YOUNG LEARNERS' COPIES OF THE SMILEY QUESTIONNAIRES USED DURING THE THREE YEARS**

Year 1




NAME: \_\_\_\_\_

*Tick one face that describes how you feel.*




1)

		
---	---	---

2)

		
more	the same	less

3)

		
easier	the same	more difficult

4)

		
---	---	---

5) What's your favourite activity this year:

1. songs 2. stories 3. games 4. role-plays 5. worksheet tasks 6. (other).....

NOTE: For each class we include those activities that SS have been doing most frequently. Children select an answer and circle the appropriate number

Year 2

STUDENT: \_\_\_\_\_

*Tick one face that best describes how you feel.*




Example 1:

		
---	---	---




1)

		
---	---	---


2)

		
less	the same	more




3)

		
difficult	neither difficult nor easy	easy



4)

		
---	---	---

5)

		
---	---	---

6)

		
---	---	---

7)

---

---






8) speaking   listening   reading   writing

Year 3






STUDENT: \_\_\_\_\_

**Tick one face that best describes how you feel.**






**Example:**

				
Dislike a lot	Dislike	Neither like nor dislike	Like	Like a lot






1)

				
Dislike a lot	Dislike	Neither like nor dislike	Like	Like a lot






2)

				
Very difficult	Difficult	Neither easy nor difficult	Easy	Very easy






3)

				
Dislike a lot	Dislike	Neither like nor dislike	Like	Like a lot

4)

				
Dislike a lot	Dislike	Neither like nor dislike	Like	Like a lot

5)

				
Dislike a lot	Dislike	Neither like	Like	Like a lot

		nor dislike		
--	--	-------------	--	--

6)

Dislike a lot	Dislike	Neither like nor dislike	Like	Like a lot

7)

Dislike a lot	Dislike	Neither like nor dislike	Like	Like a lot

8)

Dislike a lot	Dislike	Neither like nor dislike	Like	Like a lot

9)

---



---

10) speaking listening reading writing